

TECHNICAL DATA SHEET

UNIKER

Waterborne, single component, enamel paint
ideal for floor and wall ceramics



PRODUCT DESCRIPTION

Waterborne, semi-gloss effect, enamel paint for floors or walls with excellent characteristics of wear-resistance and high adhesion to difficult substrates such as, for example, ceramics. Excellent also for use on concrete or wood. The product is also moderately resistant to the passage of light vehicles.

INTENDED USE

Destination:

Interiors
Exteriors (not directly exposed
to atmospheric agents)

Specific for:

Floors and walls.
Garages, cellars, balconies, terraces.
Difficult supports such as ceramics or walls
where special resistance is required

SURFACE PREPARATION

The correct surface preparation of the substrate will guarantee the best results in terms of product yield, appearance and resistance in time of the finish

- **New unpainted surfaces:** Clean the surface and remove all possible traces of dust or dirt. Do not apply when the humidity of the support is higher than 5% nor when the temperature of the substrate is less than 10°C so as to avoid any detaching of the product. In case of application on ceramics, clean the substrate well with alcohol or a synthetic thinner and allow it to dry perfectly well before starting the application of the product.
- **Previously painted surfaces:** Check that the state of the existing substrate or paintwork is in excellent condition and clean the surface and remove all possible traces of dust or dirt. If the surface shows signs of defects, such as peeling or chalking, remove any loose parts that would compromise the correct adhesion of the product then proceed as indicated above for **New unpainted surfaces**.

Additional information:

- The substrates must in every case be sound, dry and clean.
- Remove all possible traces of dust, dirt or other impurities before the application.
- The nature of the support can change the final appearance of product.

The information reported herein is the result of our best experience and technical knowledge to date and is given in good faith and for guidance only. ADICOLOR cannot be held responsible for the actual use of the product since the application is influenced by many factors and is carried out beyond our control. The data and information herein may be subject to changes, even without notice, as a result of any technical development.
This technical data sheet cancels and replaces any existing previous version.

INSTRUCTIONS FOR USE









Tools used for application

- Brush
- Roller

APPLICATION METHOD

- It is recommended to apply the product, thinned as specified, in two coats.

TECHNICAL SPECIFICATIONS

	Indicative spread rate per coat (m ² /ℓ)	-	-	8 to 10
	Thinning (%)	-	water	5 to 10
	Touch dry (at 25°C)	-	hours	2 to 4
	Totally dry	-	hours	24
	Recoat time	-	hours	12
	Density (kg/ℓ, ±0.02)	ISO 2811	at 20°C	1,210
	Viscosity Brookfield (mPa·s)	ISO 2555	at 20°C	3,000 to 4,000
pH	pH value (±0.5)	-	-	8.5
	Solid contents by weight (% , ±1)	-	-	47

* the data herein reported refer to measurements made at the end of the production process.

TOOL CLEANING

- Clean working tools immediately after use with soap and water.

WARNINGS AND ADDITIONAL INFORMATION

- The product reaches maximum resistance after 15 days after application.
- Avoid the formation of any stagnant water on the product.
- Do not apply with air and surface temperatures below 5°C and above 28°C.
- The drying times indicated may vary in relation to the relative humidity and the existing temperature.
- Carefully verify spread rates and the surface area to be coated to avoid running short of product during the working process. This will also reduce the risk of eventual differences in tones.
- The spread rates and yields of the product are given as guidance only and may vary notably according to the substrate condition and the application method used.
- Stir the product thoroughly before use.
- It is recommended to always carry out a sample test on the specific surface before starting the final work.

HANDLING AND STORAGE

- Consult the relative **Safety Data Sheet** for the detailed user's health and safety information.
- Use the product in accordance with your current health and safety legislation regulations in force.
- Do not disperse the packaging in the environment
- Store the undiluted product, in original well sealed containers, in a cool and dry area, sheltered from frost and sources of heat.
- Protect the product at all times from freezing.

COLORS

Colors available:

- White

Product included in the Adicolor tinting system:

- White (= White base)

Reference color-guides	<ul style="list-style-type: none">▪ Adicolor fan-deck "Le sensazioni del colore" (pale-color selection)
-------------------------------	---------------------------------------------------------------------------------------------------------------------------

- If the product requires coloring, be sure to use product bases and colorants belonging to the same batch number for the same job to avoid slight variations in color from showing.
- When using multiple cans for the same job, we recommend to mix the relative products together before use. We also recommend to use products from the same batch numbers for the same application area.
- The colors presented in our catalogues are for guidance only, even when true product applications are shown. Colors may vary notably in relation to the application, the substrate, light reflectance and the environment.
- It is recommended to test and validate colors before carrying out the final job in order to avoid any disputes